

# AP 680 EB

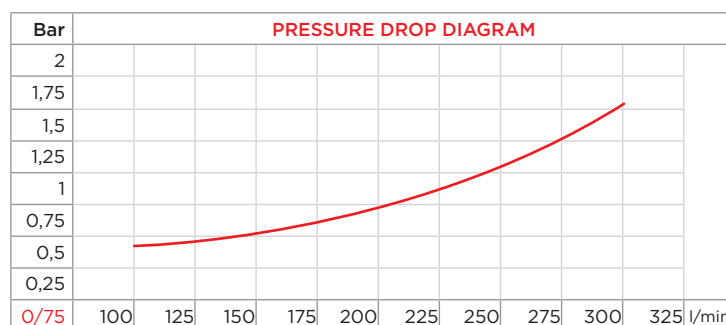
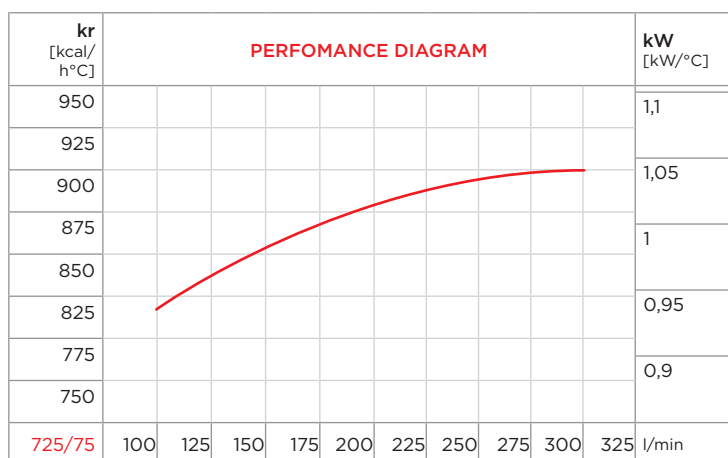


## PURCHASE CODES

AP 680 EB three-phase **3RAP680EB**

## SPARE PARTS

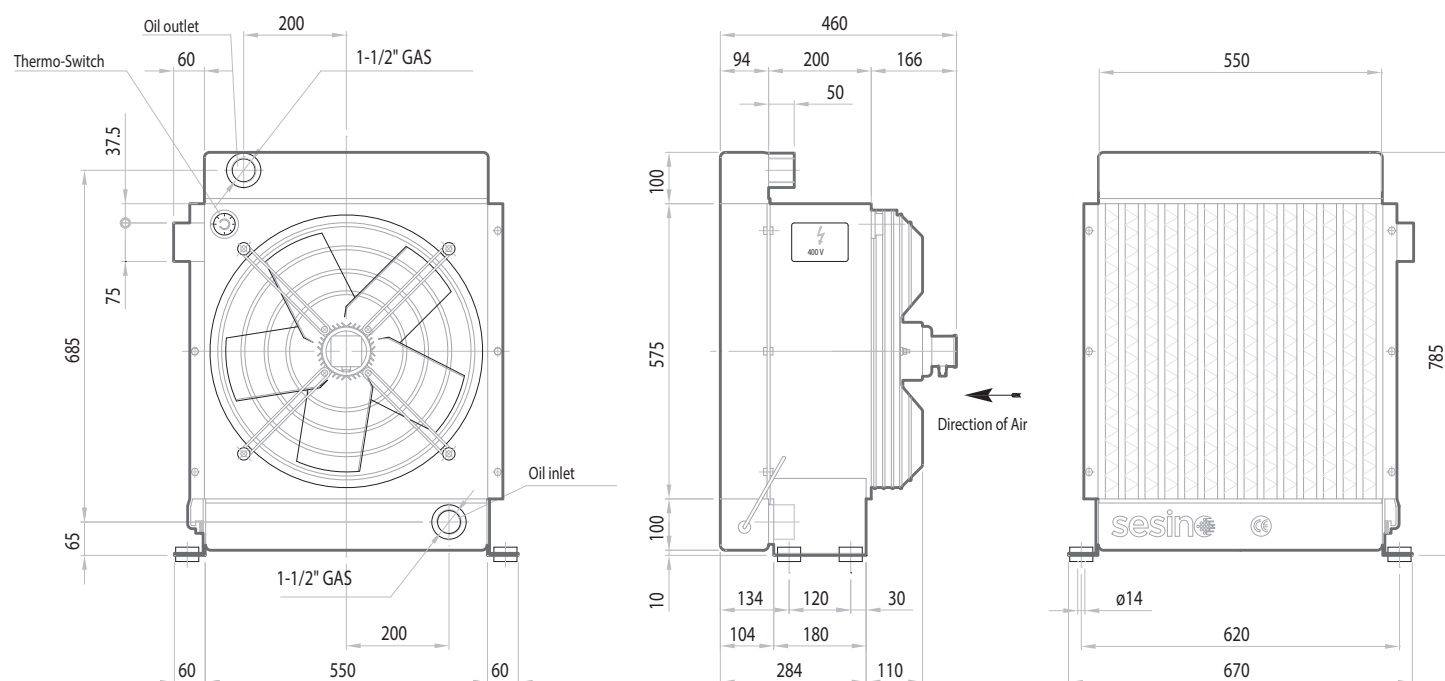
Adjustable thermo-switch	1TRM0-90
Shock isolating mounting (4 pcs)	3KIT4135
Electric junction box	1CSSDSAREL
Cooling element	3RNAP680E
Electric fan	1VNA4D500DV
Frame	3CNAP680EB.1



**CORRECTION FACTOR**

cSt	22	30	46	68	100	150	220
f	0,6	1	1,5	2,3	3,5	5	7

Dimensions and technical characteristics are not binding



OIL FLOW	CAPACITY	VOLTAGE	FREQUENCY	POWER	CURRENT	AIR FLOW	PROTECTION	NOISE LEVEL	WEIGHT	Ø FAN
l/min	l	V	hz	W	A	m³/h	IP	dB(A)	kg	mm
100-300	15	230/400	50	690	2,34	6.300	54	72	62	500
100-300	15	277/480	60	1050	2,72	8.800	54	75	62	500